

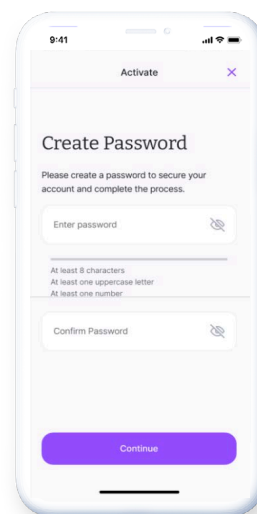
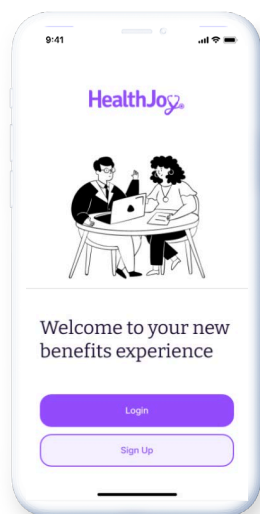
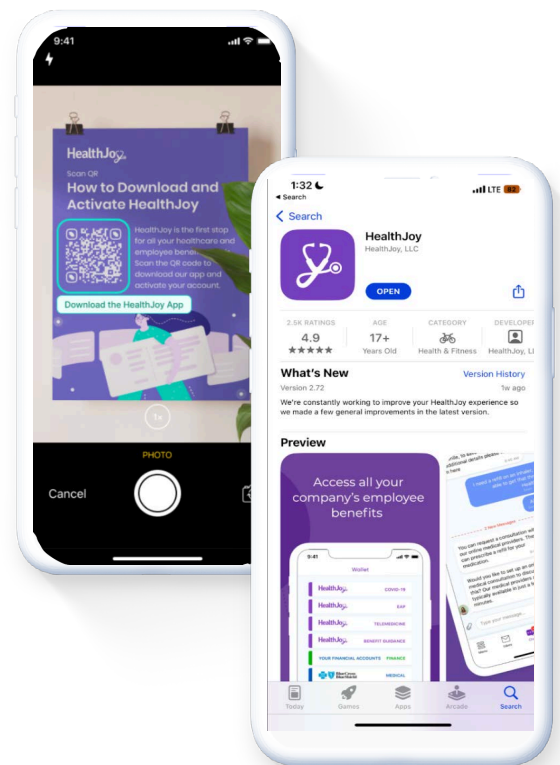
How to Download and Activate HealthJoy

To get started, just download our app and activate your account. HealthJoy is the first stop for all your healthcare and employee benefits needs.

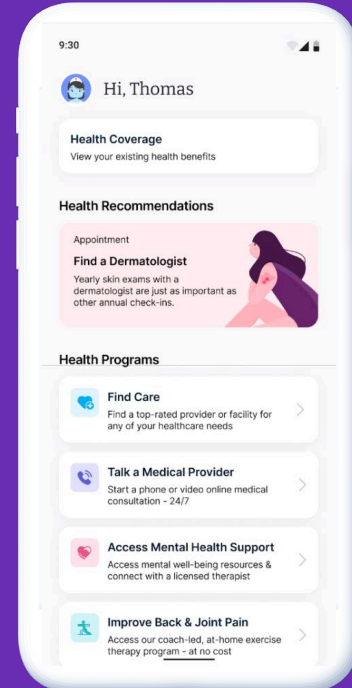
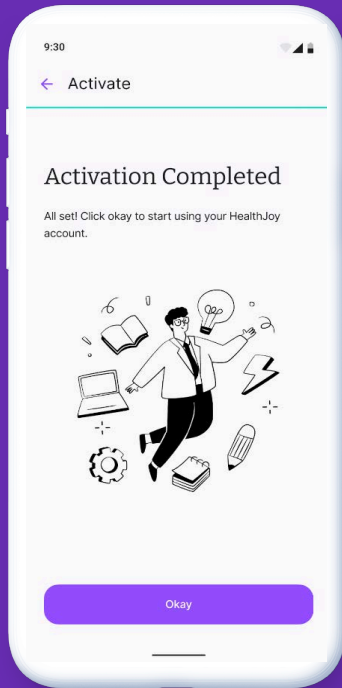
1 Download the App
 Download, install, and log into the HealthJoy app. The app is available for Android, iPhone, and iPad. You can download the app by scanning the QR code, visiting www.healthjoy.com/download, or searching for HealthJoy in the App Store or Google Play Store.

2 Sign Up
 To activate, click "Sign Up" within the HealthJoy app. Type the email address tied to your employer. You'll receive an activation email link via email after we've verified your identity and plan benefits.

3 Create Password
 Create a password of at least eight characters to secure your account and complete the process.



Success! You now have full access to your HealthJoy account. JOY, your virtual healthcare assistant, will welcome you and provide tips on how to use the app.



Did you forget your password?

You can still log in! Enter your email address on the login screen. You can choose to update your password, or we can send a "magic link" to your phone or email so you can log in.



SCAN ME

If you have any other issues with activation or logging into our system, please call or email us at:

(877) 500-3212
support@healthjoy.com